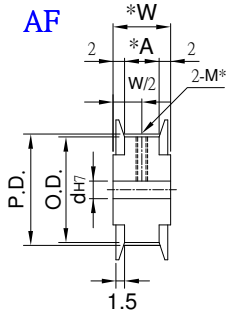




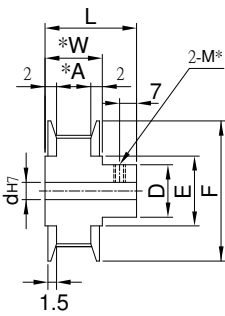
時規皮帶輪 2GT POWER GRIP < 2GT PULLEYS >

	Tooth Shape :			Type	Material	Treatment	Flange	Flange Treatment
	PLAAA	A7075		Anodize	A6061	Anodize		
	PLAEA			Electroless nickel		Electroless nickel		
	PLS	1045		—	1045	—		
PLSS	SUS303	—	A6061	Anodize				

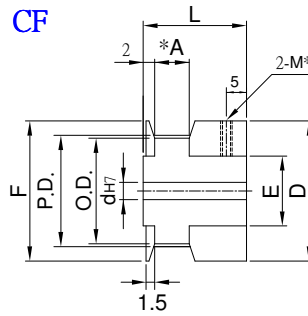
Pulley Shapes : AF



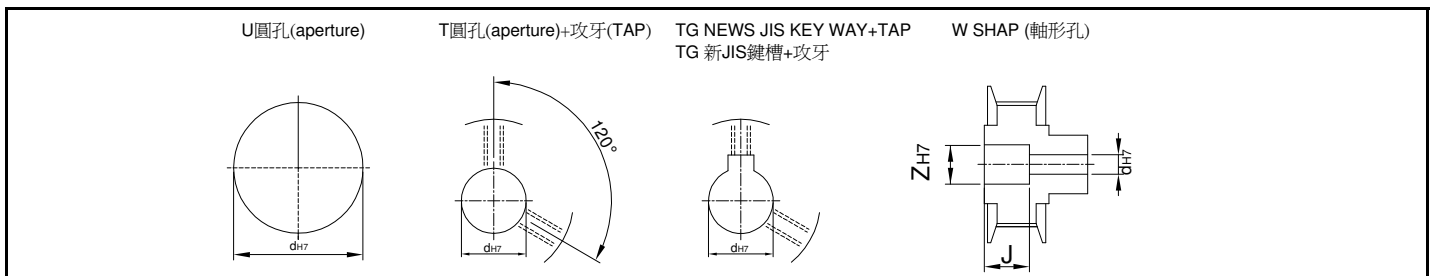
BF



CF



Type	Catalog No.			Bore configuration	Bore dh7				Bore W only (1mm Increment)		P.D.	O.D.	D	F	E						
	No. of teeth	Teeth Width Code	Pulley Shapes		U.T.TG Hole		W Hole		Z							J					
					AF	BF,DF	AF	BF	AF	BF											
PLAAA PLAEA PLS PLSS	14	2GT006	DF	U	—	3 • 4	—	—	—	—	8.91	8.4	12	12	6						
	15					3 • 4					9.55	9.04									
	16					3 ~ 5					10.19	9.68									
	18					3 ~ 5					11.46	10.95									
	20					3 ~ 6					12.73	12.22									
	22					3 ~ 6					14.01	13.5									
	24	3 ~ 7	15.28	14.77	20	20	13														
	25	3 ~ 7	15.92	15.41																	
	26	2GT008	U	T	—	3 ~ 8	—	—	—	—	16.55	16.04	22	22	14						
	28	3 ~ 8				17.83					17.32										
	30	3 ~ 8				19.01					18.59										
	32	4~10				4 ~ 6					6~7	9~10				(AF)	20.37	19.86	14	25	16
	34	4~10				4 ~ 8					6~7	9~10					21.65	21.14			
	36	2GT012				AF					W	—				4~10	4 ~ 8	6~8	9~11	(AF)	22.92
	40	4~12	4 ~ 8	6~9	6~8		9~12	9~11	25.46	24.96											
	44	5~13	5 ~ 11	6~10	6~9		9~13	9~12	(BF)	28.01			27.5	20	32	23					
	48	5~15	5 ~ 11	6~12	6~9		9~15	9~12		30.56			30.05								
	50	5~16	5 ~ 11	6~13	6~9		9~16	9~12	31.83	31.32											
60	5~22	5 ~ 16	6~17	6~16	9~21		9~20	38.2	37.69	30			44	32							



Order TYPE — Catalog No. — Bore configuration
 訂貨代號 PLAA — 402GT008BF — T10

PS1 : if you need another exceptional to process the specifications form, please contact us.

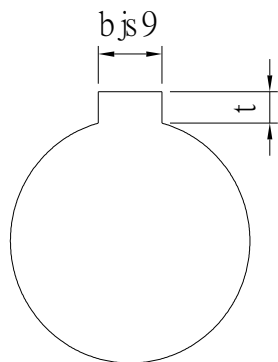
PS2 : Bore, Key Groove & Set Screw match, Please refer to 【Core & Key Groove & Set Screw Design Form】.



Core & Key Groove & Set Screw Design Form

Core&Key Groove Dimension Form

dH7	Key Groove Width bjs9		Depth	tolerance
8	3	±0.0125	1.4	+ 0.1 0
9				
10				
11	4	±0.015	1.8	
12				
13				
14	5	±0.015	2.3	
15				
16				
17				
18	6	±0.015	2.8	
19				
20				
21				
22	8	±0.018	3.3	+ 0.2 0
23				
24				
25				
26				
28				
29				
30				
31				
32				
33	10	±0.0215	3.8	
34				
35				
38				
40	12	±0.0215	3.8	
42				
43				
44				
45	14	±0.0215	3.8	
46				
47				
48				
50				



Core&Set Screw Form

dH7	M
4	M3
5	
6	
6.35	
7	
8	M4
9	
10	
11	
12	M5
13	
14	
15	
16	
17	M6
18	
19	
20	
21	
22	
23	
24	
25	
26	
28	M8
29	
30	
31	
32	
33	
34	
35	
37	
38	
40	M10
42	
43	
44	
45	
46	
47	
48	
50	
52	
55	
57	
60	