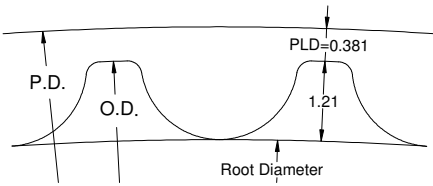




時規皮帶輪 3M POWER GRIP < 3M PULLEYS >

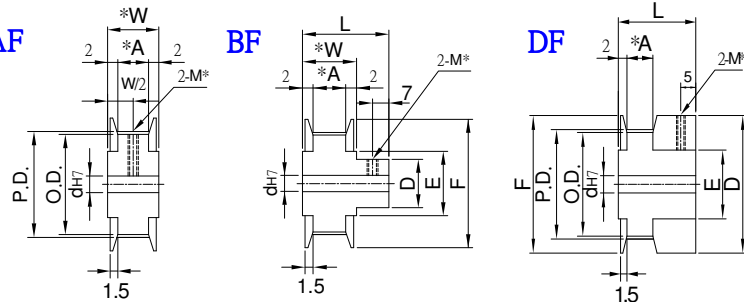


Tooth Shape :

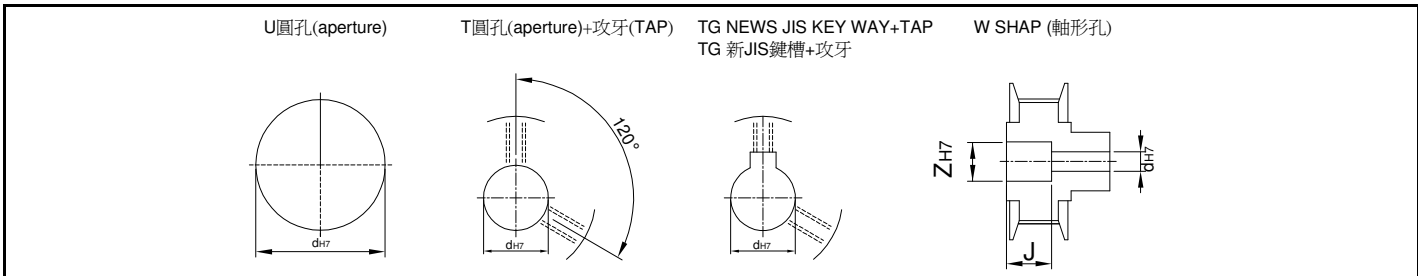


Type	Material	Treatment	Flange	Flange Treatment
PLAAA	A7075	Anodize	A6061	Anodize
PLAEA		Electroless nickel		Electroless nickel
PLS	1045	—	1045	—
PLSS	SUS303	—	A6061	Anodize

Pulley Shapes : AF BF DF



Type	Catalog No.			Bore configuration	Bore dh7				Bore W only (1mm Increment)		P.D.	O.D.	D	F	E							
	No. of teeth	Teeth Width Code	Pulley Shapes		U.T.TG Hole		W Hole		Z							J						
					AF	BF,DF	AF	BF,DF	AF	BF,DF												
PLAAA PLAEA PLS PLSS	14	3M007	DF	U	—	4~6	—	—	—	—	13.37	12.61	16	16	10							
	15					4~6					14.32	13.56										
	16					4~7					15.28	14.52				18	18	11				
	18					A:7					4~8	—	—	—	—	—	—	17.19	16.43	20	20	13
	20					W:11					4~8	—	—	—	—	—	—	19.1	18.34	22	22	14
	22					L:19					4~10	—	—	—	—	—	—	21.01	20.25	25	25	16
	24					3M011					T	TG	—	4~10	4~8	6	9	—	22.92	22.16	14	28
	25	4~11	4~10	6~8	6		9~11	9	23.87	23.11				16								
	26	A:11	5~11	5~10	6~8	6	9~11	9	24.83	24.07	18	30	20									
	28	W:15	5~13	5~10	6~9	6~8	9~12	9~11	26.74	25.98												
	30	L:23	6~14	6~12	6~12	6~9	9~15	9~12	28.65	27.89	20	32	23									
	32	3M017	AF	W	—	6~16	6~12	6~13	6~9	9~16				9~12	30.56	29.8						
	34					6~18	6~13	6~15	6~14	9~19	9~18	32.47	31.71	26	40	28						
	36	A:17	6~18	6~13	6~15	6~14	9~19	9~18	34.38	33.62												
	40	W:21	8~23	8~16	8~18	8~17	11~22	11~21	38.2	37.44	30	44	32									
	44	L:29	8~25	8~18	8~22	8~18	11~26	11~22	42.02	41.25	34	50	38									
	48	3M017	BF	—	—	8~25	8~20	8~24	8~19	11~28				11~24	45.84	45.07						
	50					8~28	8~20	8~25	8~19	11~30	11~24	47.75	46.98	52	40							
60	8~32					8~22	8~28	8~24	11~34	11~28	57.3	56.53	39	61	46							



Order TYPE — Catalog No. — Bore configuration
 訂貨代號 PLAA — 303M017BF — T10

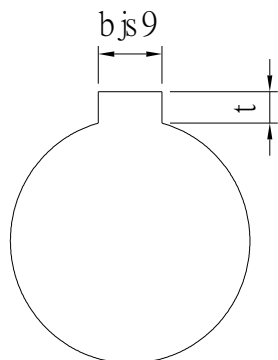
PS1 : if you need another exceptional to process the specifications form, please contact us.
 PS2 : Bore,Key Groove & Set Screw match,Please refer to 【Core & Kew Groove & Set Screw Design Form】 .



Core & Key Groove & Set Screw Design Form

Core&Key Groove Dimension Form

dH7	Key Groove Width bjs9		Depth	tolerance
8	3	±0.0125	1.4	+ 0.1 0
9				
10				
11	4	±0.015	1.8	
12				
13				
14	5	±0.015	2.3	
15				
16				
17				
18	6	±0.015	2.8	
19				
20				
21				
22	8	±0.018	3.3	+ 0.2 0
23				
24				
25				
26				
28				
29				
30				
31				
32				
33	10	±0.0215	3.8	
34				
35				
38				
40	12	±0.0215	3.8	
42				
43				
44				
45	14	±0.0215	3.8	
46				
47				
48				
50				
50				



Core&Set Screw Form

dH7	M
4	M3
5	
6	
6.35	
7	
8	M4
9	
10	
11	
12	M5
13	
14	
15	
16	
17	M6
18	
19	
20	
21	
22	
23	
24	
25	
26	
28	M8
29	
30	
31	
32	
33	
34	
35	
37	M10
38	
40	
42	
43	
44	
45	
46	
47	
48	
50	
52	
55	
57	
60	