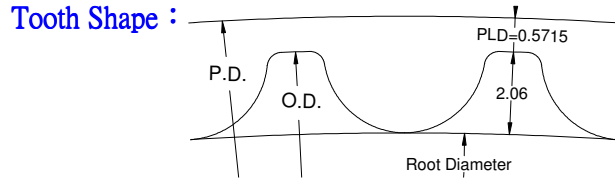


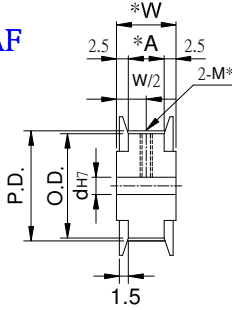


時規皮帶輪 5M POWER GRIP < 5M PULLEYS >

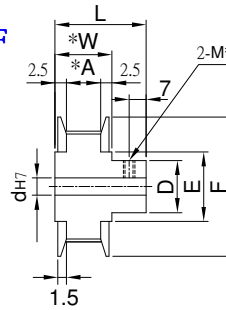


Type	Material	Treatment	Flange	Flange Treatment
PLAAA	A7075	Anodize	A6061	Anodize
PLAEA		Electroless nickel		Electroless nickel
PLS	1045	—	1045	—
PLSS	SUS303	—	A6061	Anodize

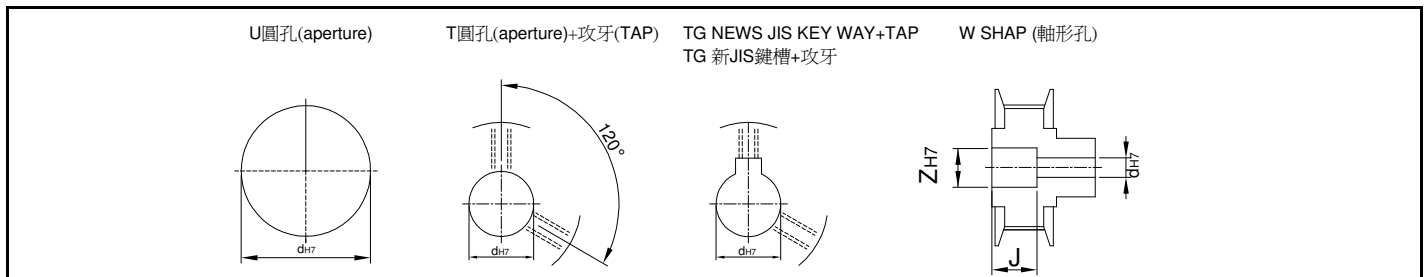
Pulley Shapes : AF



BF



Type	Catalog No.			Bore configuration	Bore dh7				Bore W only (1mm Increment)		P.D.	O.D.	D	F	E	
	No. of teeth	Teeth Code	Pulley Shapes		U.T.TG Hole		W Hole		Z							J
					AF	BF	AF	BF	AF	BF						
PLAAA PLAEA PLS PLSS	14		AF	U	6~10	6~8	—	—	—	—	22.28	21.14	14	26	16	
	15	5M011			6~10	6~8	6~7	—	9~10	—	23.87	22.73	15	28	18	
	16	A:11			7~12	7~10	7~9	—	10~12	—	25.46	24.32	17	32	20	
	18	W:16			7~12	7~10	7~10	7~8	10~13	10~11	28.65	27.5	19	33	22	
	20	L:28			7~16	7~10	7~12	7~8	10~15	10~11	31.83	30.69		36	24	
	22				7~18	7~12	7~14	7~12	10~18	10~15	35.01	33.87	24	40	27	
	24			7~20	7~13	7~16	7~14	10~20	10~18	38.2	37.05	27	45	30		
	25	5M017		7~20	7~15	7~16	7~14	10~20	10~18	39.79	36.65		31	48	35	
	26	A:17		8~22	8~17	8~20	8~17	11~25	11~21	41.38	40.24	32	52	36		
	28	W:22		8~24	8~18	8~20	8~18	11~25	11~22	44.56	43.42	33	55	40		
	30	L:34		10~26	10~18	10~20	10~18	13~25	13~22	47.75	46.6	37	61	45		
	32			10~28	10~22	10~24	10~22	13~29	13~26	50.93	49.79	40	67	50		
	34			10~30	10~25	10~28	10~24	13~32	13~29	54.11	52.97	47	74	58		
	36	5M027		10~30	10~25	10~28	10~24	13~32	13~29	57.3	56.15	50	83	63		
	40	A:27		10~38	10~28	10~30	10~30	13~35	13~35	63.66	62.52	55	99	80		
	44	W:32		12~42	12~32	12~30	12~30	15~45	15~38	70.03	68.89	60				
	48	L:44		12~48	12~38	12~30	12~30	15~46	15~46	76.39	75.25	63				
	50			12~50	12~40	12~35	12~35	15~50	15~50	79.58	78.43	67				
60		12~60	12~40	12~38	12~35	15~60	15~55	95.49	94.35	75						



Order TYPE — Catalog No. — Bore configuration
 訂貨代號 PLAA — 205M017BF — T10

PS1 : if you need another exceptional to process the specifications form, please contact us.

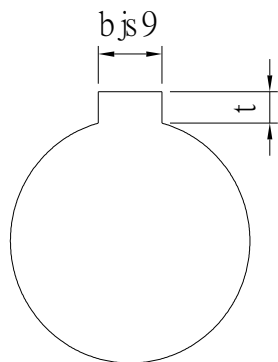
PS2 : Bore, Key Groove & Set Screw match, Please refer to **【Core & Key Groove & Set Screw Design Form】**.



Core & Key Groove & Set Screw Design Form

Core&Key Groove Dimension Form

dH7	Key Groove Width bjs9		Depth	tolerance
8	3	±0.0125	1.4	+ 0.1 0
9				
10				
11	4	±0.015	1.8	
12				
13				
14	5	±0.015	2.3	
15				
16				
17				
18	6	±0.015	2.8	
19				
20				
21				
22	8	±0.018	3.3	+ 0.2 0
23				
24				
25				
26				
28				
29				
30				
31				
32				
33	10	±0.0215	3.8	
34				
35				
38				
40	12	±0.0215	3.8	
42				
43				
44				
45	14	±0.0215	3.8	
46				
47				
48				
50				
50				



Core&Set Screw Form

dH7	M
4	M3
5	
6	
6.35	
7	
8	M4
9	
10	
11	
12	M5
13	
14	
15	
16	
17	M6
18	
19	
20	
21	
22	
23	
24	
25	
26	
28	M8
29	
30	
31	
32	
33	
34	
35	
37	M10
38	
40	
42	
43	
44	
45	
46	
47	
48	
50	
52	
55	
57	
60	