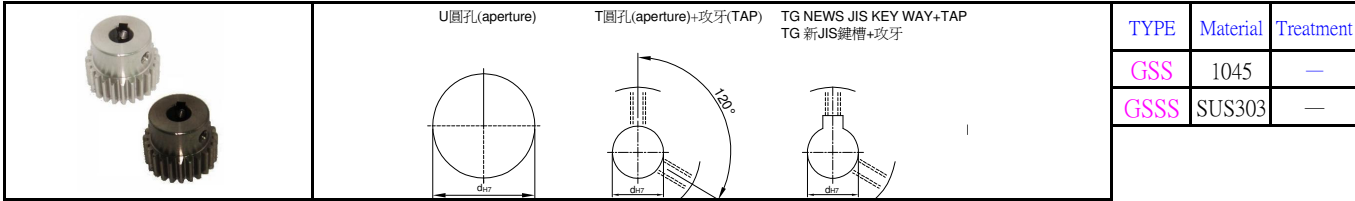
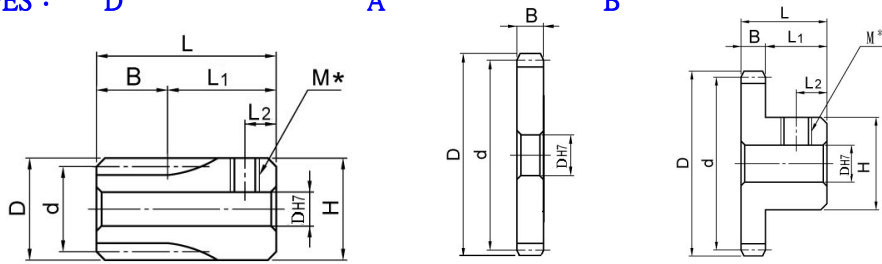




## 正齒輪 M0.5型 SPUR GEARS <M0.5>



GEAR SHAPES : D



Catalog No.		Number of Teeth	Teeth Width Code B	Shapes	Bore Configuration Dh7			d	D	H	L	L1	L2	M
Type	Module				U	T	TG							
GSS GSSS	M0.5	15	8	A	3~5	3~5	—	7.5	8.5	9	18	10	3	M3
		16						8	9					
		18		9	10									
		20		10	11									
		24	3	A	3~6.35	3~6.35		10	11	10	8	5	2.5	
		25						12	13					
		26						12.5	13.5					
		28						13	14					
		30						14	15					
		32						15	16					
		35						16	17					
		36						17.5	18.5					
		40						18	19					
		42						20	21					
		45						21	22					
		48						22.5	23.5					
		50	3	B	—	—		24	25	20	7			
		52						25	26					
		60						26	27					
		70						30	31					
		80						35	36					
		100						40	41					
		120	50	51										
								60	61					

Order 訂貨代號      Catalog No.      —      Number of Teeth      —      Teeth Width Code B      —      Shapes      —      Bore Configuration

GSSSM0.5      —      28      —      3      —      B      —      T6

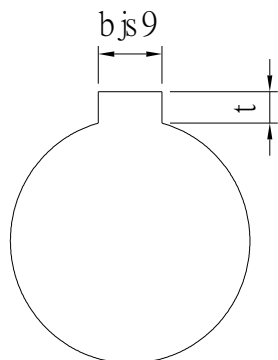
PS1 : if you need another exceptional to process the specifications form, please contact us.  
 PS2 : Bore,Key Groove & Set Screw match,Please refer to 【Core & Kew Groove & Set Screw Design Form】 .



# Core & Key Groove & Set Screw Design Form

## Core&Key Groove Dimension Form

dH7	Key Groove Width bjs9		Depth	tolerance
8	3	±0.0125	1.4	+ 0.1 0
9				
10				
11	4	±0.015	1.8	
12				
13				
14	5	±0.015	2.3	
15				
16				
17				
18	6	±0.015	2.8	
19				
20				
21				
22	8	±0.018	3.3	+ 0.2 0
23				
24				
25				
26				
28				
29				
30				
31				
32				
33	10	±0.0215	3.8	
34				
35				
38				
40	12	±0.0215	3.8	
42				
43				
44				
45	14	±0.0215	3.8	
46				
47				
48				
50				
50				



## Core&Set Screw Form

dH7	M
4	M3
5	
6	
6.35	
7	
8	M4
9	
10	
11	
12	M5
13	
14	
15	
16	
17	M6
18	
19	
20	
21	
22	
23	
24	
25	
26	
28	M8
29	
30	
31	
32	
33	
34	
35	
37	
38	
40	M10
42	
43	
44	
45	
46	
47	
48	
50	
52	
55	
57	
60	