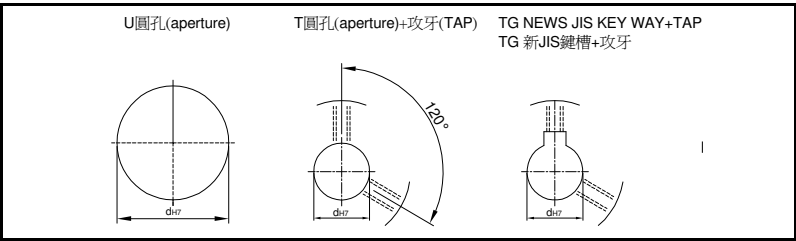


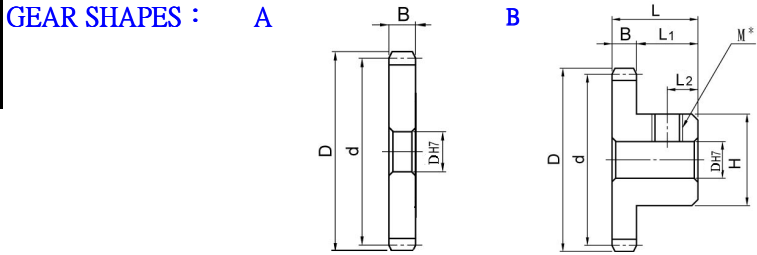


## 時規皮帶輪 M3型

### TIMING PULLEYS <M3>



TYPE	Material	Treatment
GSS	1045	—
GSSS	SUS303	—



Catalog No.		Number of Teeth	Teeth Width Code B	Shapes	Bore Configuration Dh7				d	D	H	L	L1	L2	M
Type	Module				A	B									
					U孔	T孔	TG孔	U孔							
GSS GSSS	M3	12	30	A	8~24	8~15	8~12	8~15	36	42	27	48	18	9	M5
		14			8~30				42	48	32				
		15			8~33				45	51	35				
		16			8~36	8~20	8~20	8~20	48	54	40				
		18			8~42				54	60	44				
		20			8~48	8~25	8~25	8~25	60	66	50				
		24			8~60				72	78	58				
		25			8~63				75	81	60				
		28		10~72	B	10~30	10~30	10~30	84	90	70				
		30		10~78					90	96	75				
		32		10~84					96	102					
		36		12~96					12~40	12~35	12~40				108
		40		12~108	120	126	85								

Order 訂貨代號      Catalog No.      Number of Teeth      Teeth Width Code B      Shapes      Bore Configuration

**GSSSM3      —      28      —      30      —      B      —      T15**

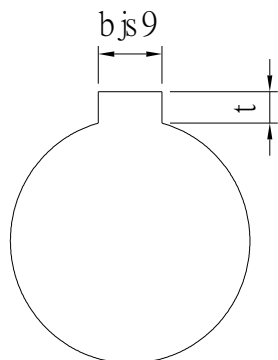
PS1 : if you need another exceptional to process the specifications form, please contact us.  
 PS2 : Bore,Key Groove & Set Screw match,Please refer to 【Core & Kew Groove & Set Screw Design Form】 .



# Core & Key Groove & Set Screw Design Form

## Core&Key Groove Dimension Form

dH7	Key Groove Width bjs9		Depth	tolerance
8	3	±0.0125	1.4	+ 0.1 0
9				
10				
11	4	±0.015	1.8	
12				
13				
14	5	±0.015	2.3	
15				
16				
17				
18	6	±0.015	2.8	
19				
20				
21				
22	8	±0.018	3.3	+ 0.2 0
23				
24				
25				
26				
28				
29				
30				
31				
32				
33	10	±0.0215	3.8	
34				
35				
38				
40	12	±0.0215	3.8	
42				
43				
44				
45	14	±0.0215	3.8	
46				
47				
48				
50				
50				



## Core&Set Screw Form

dH7	M
4	M3
5	
6	
6.35	
7	
8	M4
9	
10	
11	
12	M5
13	
14	
15	
16	
17	M6
18	
19	
20	
21	
22	
23	
24	
25	
26	
28	M8
29	
30	
31	
32	
33	
34	
35	
37	M10
38	
40	
42	
43	
44	
45	
46	
47	
48	
50	
52	
55	
57	
60	