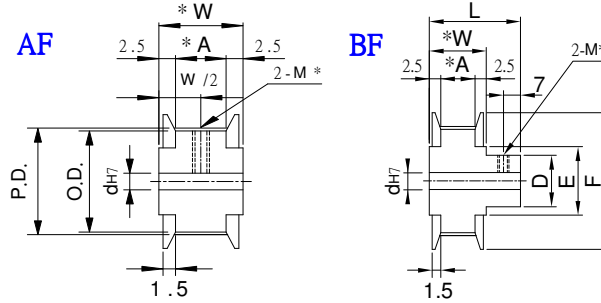




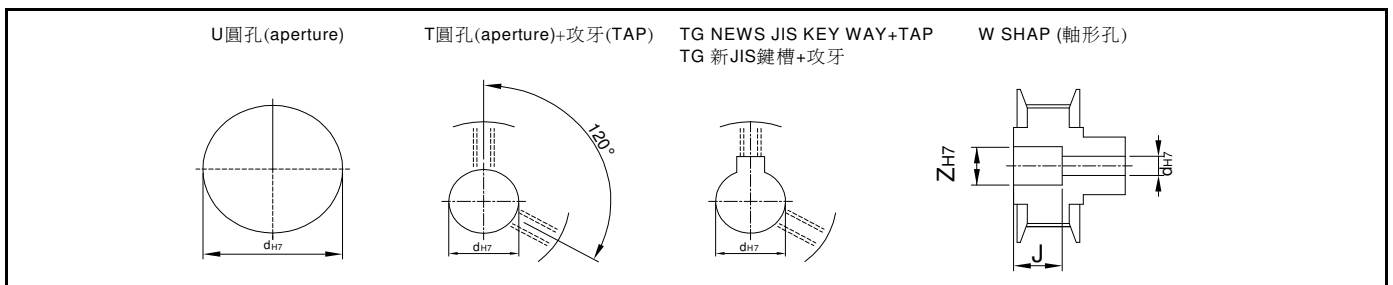
## 時規皮帶輪 T10 TIMING PULLEYS < T10 PULLEYS >

	<b>Tooth Shape :</b> 	Type	Material	Treatment	Flange	Flange Treatment
		PLAAA	A7075	Anodize	A6061	Anodize
		PLAEA		Electroless nickel		
		PLS	1045	—	1045	—
PLSS	SUS303	—	A6061	Anodize		

Pulley Shapes : AF



Type	Catalog No.			Bore configuration	Bore dh7				Bore W only (1mm Increment)		P.D.	O.D.	D	F	E	
	No. of teeth	Teeth Width Code	Pulley Shapes		U.T.TG Hole		W Hole		Z							J
					AF	BF	AF	BF	AF	BF						
PLAAA PLAEA PLS PLSS	12	T10017 A:17 W:22 L:37	AF	U	12~18	—	12~12	—	15~15	—	(AF) 3 ≤ J ≤ W-3	38.2	36.35	—	40	27
	14				12~26	12~20	12~17	12~16	15~21	15~20		44.56	42.7	32	48	35
	15				12~26	12~20	12~18	12~17	15~23	15~21		47.75	45.9	33	52	36
	16				12~30	12~22	12~22	12~20	15~26	15~25		50.93	49.05	37	58	40
	18				12~30	12~25	12~25	12~22	15~30	15~26		57.3	55.45	40	61	45
	20				12~40	12~28	12~30	12~25	15~35	15~30		63.66	61.8	47	67	50
	22				14~48	14~32	14~30	14~28	18~44	18~32		70.03	68.15	50	80	60
	24				14~50	14~38	14~30	14~30	18~45	18~40		76.39	74.55	60	87	67
	25				14~50	14~40	14~30	14~30	18~45	18~42		79.58	77.7	63		
	26				14~50	14~40	16~35	16~35	18~45	18~42		82.76	80.9	63	95	75
	28				16~50	16~40	16~38	16~35	20~50	20~50		89.13	87.25	70		
	30				16~65	16~50	20~40	20~38	20~60	20~55		95.49	93.65	75	104	84
	32				20~72	20~55	20~42	20~42	25~62	25~60		101.86	100	85	111	90
	36				20~75	20~60	20~50	20~50	25~65	25~65		114.59	112.75	95	123	102
	40				20~80	20~65	20~50	20~50	25~72	25~72		127.32	125.45	100	135	115
	44				20~80	20~65	20~50	20~50	25~80	25~72		140.06	138.2		152	130
48	20~80	20~65	20~50	20~50	25~80	25~72	152.79	150.95	160	140						



Order TYPE — Catalog No. — Bore configuration  
 訂貨代號 PLAA — 20T10017BF — T12

PS1 : if you need another exceptional to process the specifications form, please contact us.

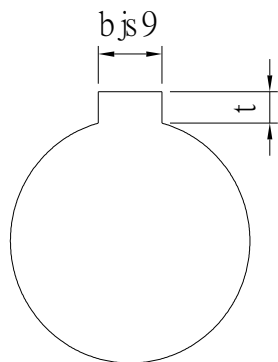
PS2 : Bore,Key Groove & Set Screw match,Please refer to 【Core & Kew Groove & Set Screw Design Form】 .



# Core & Key Groove & Set Screw Design Form

## Core&Key Groove Dimension Form

dH7	Key Groove Width bjs9		Depth	tolerance
8	3	±0.0125	1.4	+ 0.1 0
9				
10				
11	4	±0.015	1.8	
12				
13				
14	5	±0.015	2.3	
15				
16				
17	6	±0.015	2.8	
18				
19				
20	8	±0.018	3.3	+ 0.2 0
21				
22				
23				
24				
25				
26				
28				
29				
30				
31	10	±0.0215	3.8	
32				
33				
34	12	±0.0215	3.8	
35				
38				
40	14	±0.0215	3.8	
42				
43				
44	14	±0.0215	3.8	
45				
46				
47				
48				
50				
50				



## Core&Set Screw Form

dH7	M
4	M3
5	
6	
6.35	
7	
8	M4
9	
10	
11	M5
12	
13	
14	
15	
16	M6
17	
18	
19	
20	
21	
22	
23	
24	
25	
26	M8
28	
29	
30	
31	
32	
33	
34	
35	
37	
38	M10
40	
42	
43	
44	
45	
46	
47	
48	
50	
52	
55	
57	
60	